

Agricultural Impacts of the Northeast Drought

USDA Northeast Climate Hub

- “Corn is short, ears are stunted — tips of the ears will be shrunken kernels,” George Mueller of Willow Bend Farm in Manchester
- "What you will see in the marketplace is possible a little bit of a smaller-sized apple,” said Jim Allen, president of the New York Apple Association. “The good news is it'll be a sweet apple. Drier weather always makes sweet products."
- “Although fruit crops are faring better, vegetable crops are hit hard with the drought,” Steve Ammerman, public affairs manager for the New York Farm Bureau

GROWING PRODUCE August 16, 2016
“Growers Optimistic Despite Drought”
By Christina Herrick



United States Department of Agriculture
National Agricultural Statistics Service



Crop Progress & Condition

New
England



Gary Keough, State Statistician

53 Pleasant St. Room 3450, Concord, NH 03301

Phone: 603-224-9639

Fax: 603-225-1432

www.nass.usda.gov/nh

Week ending August 28, 2016

*Issued weekly on the internet, April - November
by the Northeastern Regional Field Office of NASS*

nassrfoner@nass.usda.gov

Released August 29, 2016

Excellent week for field work: New England averaged 6.0 days suitable for field work last week.

The latest U.S. Drought Monitor had much of the New England region listed in abnormally dry conditions to extreme drought along the coastal areas of Massachusetts. Only the northern parts of Maine and some parts of New Hampshire and Vermont had normal conditions. The average weekly temperatures ranged from one degree above normal to eight degrees above normal in the six states. Weekly precipitation ranged from 0.22 to 1.78 inches throughout the region. Soil moisture has been below normal in many areas.

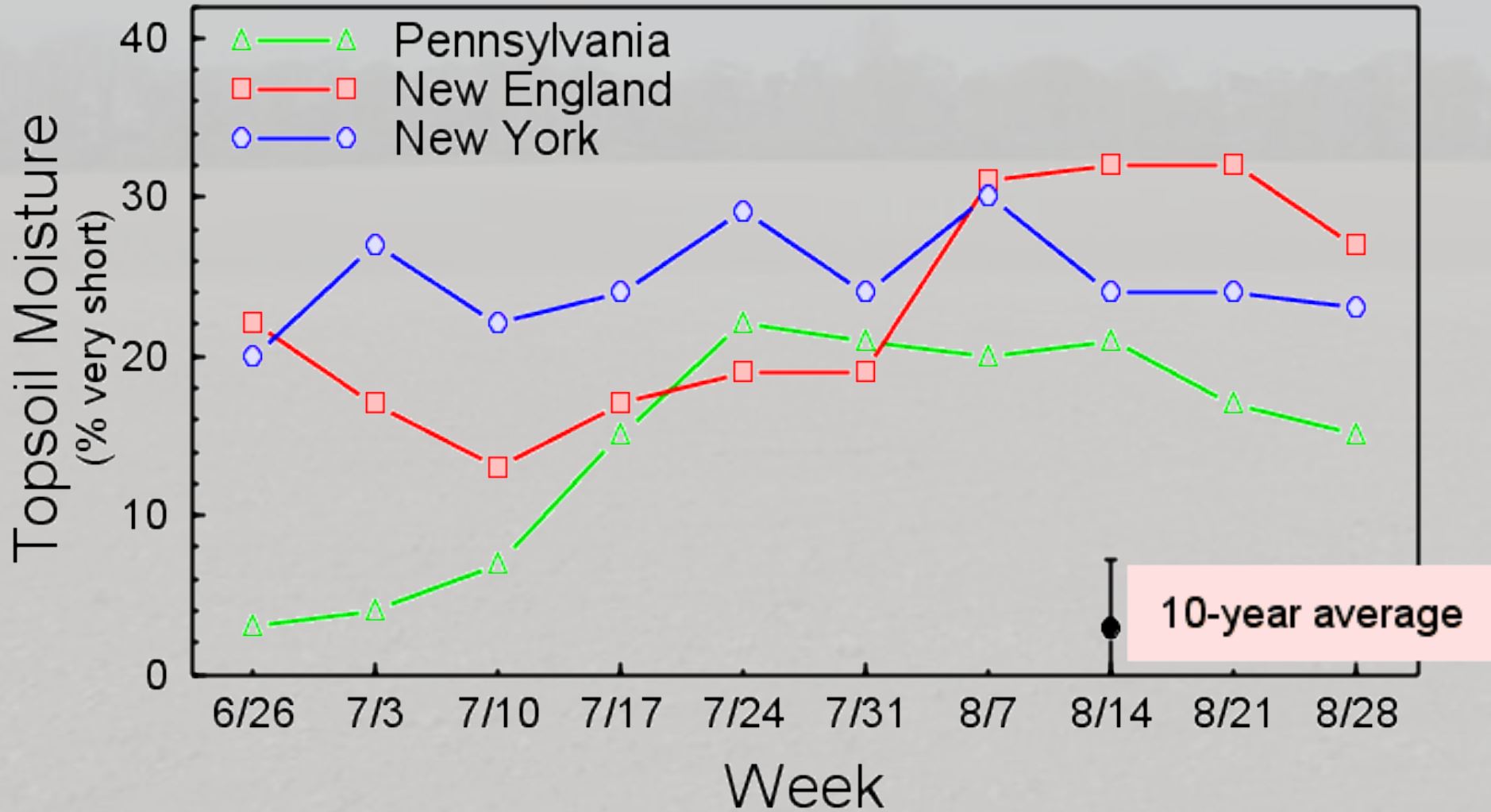
Crop Conditions as of August 28, 2016
(in percent)

Item	Very Poor	Poor	Fair	Good	Excellent
APPLES	2	8	34	47	9
CORN	3	10	27	38	22
CRANBERRIES (MA)	0	5	20	70	5
DRY HAY	4	9	29	55	3
OATS (ME)	0	0	0	57	43

H: NASS data come from volunteer Crop Progress Reporters across each state taking 10-15 minutes each week to complete an online report.

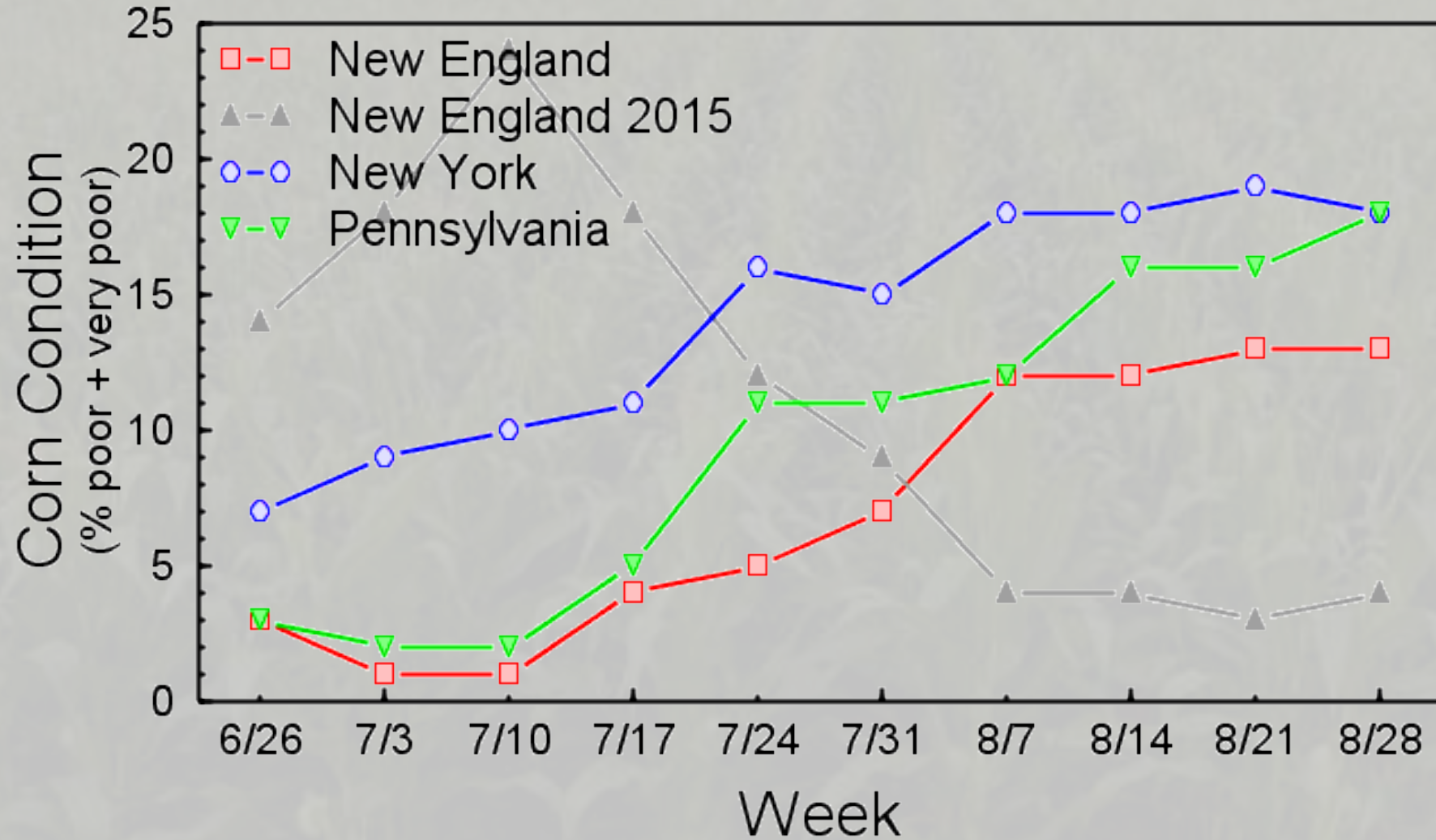


NASS Soil Moisture



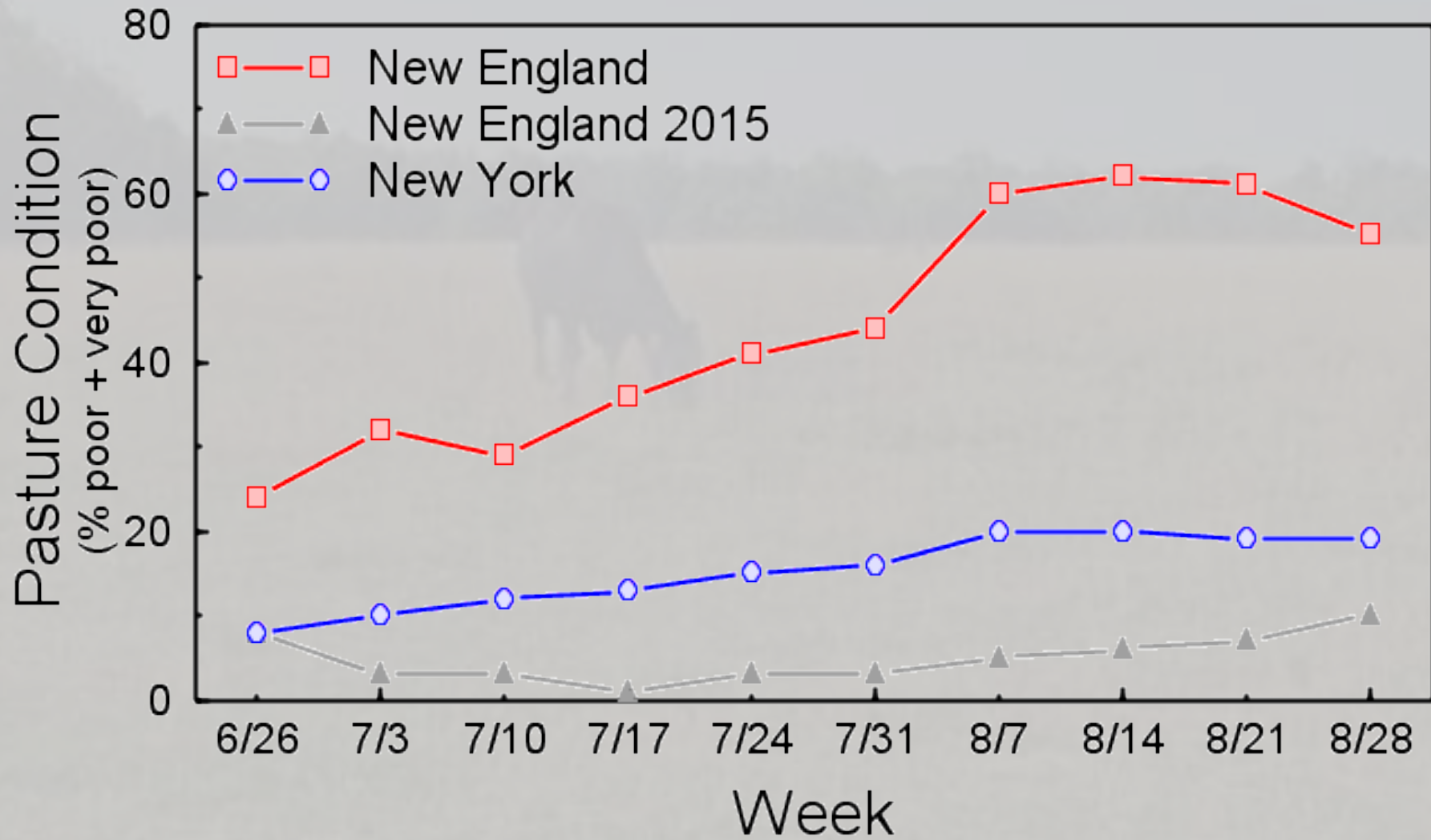


NASS Corn Condition





NASS Pasture Condition



Impact of drought on Production & Yield (NASS)

- NY July milk production/cow, up 4% from 2015; future feed a concern
- 44% New England Apples v. poor-fair vs. 4% for PA
- MA cranberry crop, -5% compared to last year
- Modest decline expected in NY yield of Corn, Soybeans & Hay compared to 2015 but impact varies by county

Forecast Yield (8/1)	NY	PA	MD
Corn	-2%	-4%	+4%
Soybeans	-7%	+5%	+13%
Hay	-5%	0%	-

USDA Northeast Climate Hub

<http://www.climatehubs.oce.usda.gov/northeast>

USDA National Agricultural Statistics Service

<https://www.nass.usda.gov/>

- Dave Hollinger, NE Hub Director

dhollinger@fs.fed.us